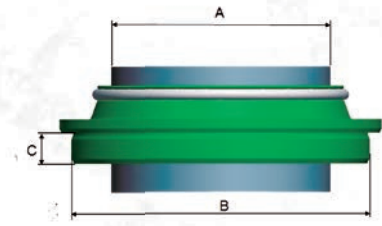
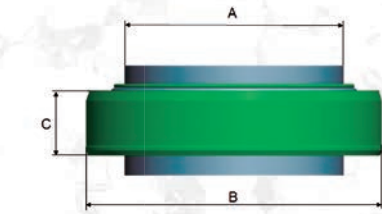


Fork seals

- ✓ Low friction seals
- ✓ 2 versions Standard and Heavy Duty (Dust scraper with a dual lip design)
- ✓ Reduced wear and air suction
- ✓ Enhanced water and dirt protection



Dirt Scraper




Oil Seal

STANDARD + HEAVY DUTY FORK SEALS

Beta				Dimensions (A x B x C)				
cc	Model	Year	SKF kit	SKF Kit HD	Oil Seal	Dirt-scraper	STD #	HD
50	R 10 Minicross	12	KIT35M	-	35 x 47.3 x 10	35 x 47.6 x 4.9	52 253510	-
50	R 12 Minicross	12	KIT35M	-	35 x 47.3 x 10	35 x 47.6 x 4.9	52 253510	-
150	R 150 Minicross	12	KIT35M	-	35 x 47.3 x 10	35 x 47.6 x 4.9	52 253510	-
350	RR 350 4T Enduro	13	KIT48Z	KIT48ZHD	48 x 58.2 x 9	48 x 58.7 x 4.9	52 254845	52 254850
350	RR 350 4T Enduro Factory	12	KIT48Z	KIT48ZHD	48 x 58.2 x 9	48 x 58.7 x 4.9	52 254845	52 254850
350	RR 350 4T Factory	12	KIT48Z	KIT48ZHD	48 x 58.2 x 9	48 x 58.7 x 4.9	52 254845	52 254850
400	RR 400 4T	08-09	KIT45M	KIT45MHD	45 x 58.3 x 11	45 x 58.7 x 5.5	52 254510	52 254515
400	RR 400 4T	10-11	KIT50M	KIT50MHD	50 x 63.3 x 11	50 x 63.7 x 4.7	52 255010	52 255015
400	RR 400 4T Enduro	13	KIT48Z	KIT48ZHD	48 x 58.2 x 9	48 x 58.7 x 4.9	52 254845	52 254850
400	RR 400 4T Enduro Factory	12	KIT48Z	KIT48ZHD	48 x 58.2 x 9	48 x 58.7 x 4.9	52 254845	52 254850
400	RR 400 4T Factory	12	KIT48Z	KIT48ZHD	48 x 58.2 x 9	48 x 58.7 x 4.9	52 254845	52 254850
450	RR 450 4T	08-09	KIT45M	KIT45MHD	45 x 58.3 x 11	45 x 58.7 x 5.5	52 254510	52 254515
450	RR 450 4T	10-11	KIT50M	KIT50MHD	50 x 63.3 x 11	50 x 63.7 x 4.7	52 255010	52 255015
450	RR 450 4T Enduro	13	KIT48Z	KIT48ZHD	48 x 58.2 x 9	48 x 58.7 x 4.9	52 254845	52 254850
450	RR 450 4T Enduro Factory	12	KIT48Z	KIT48ZHD	48 x 58.2 x 9	48 x 58.7 x 4.9	52 254845	52 254850
450	RR 450 4T Factory	12	KIT48Z	KIT48ZHD	48 x 58.2 x 9	48 x 58.7 x 4.9	52 254845	52 254850
498	RR 498 4T Enduro	13	KIT48Z	KIT48ZHD	48 x 58.2 x 9	48 x 58.7 x 4.9	52 254845	52 254850
498	RR 498 4T Enduro Factory	12	KIT48Z	KIT48ZHD	48 x 58.2 x 9	48 x 58.7 x 4.9	52 254845	52 254850
498	RR 498 4T Factory	12	KIT48Z	KIT48ZHD	48 x 58.2 x 9	48 x 58.7 x 4.9	52 254845	52 254850
520	RR 520 4T	10-11	KIT50M	KIT50MHD	50 x 63.3 x 11	50 x 63.7 x 4.7	52 255010	52 255015
525	RR 525 4T	08-09	KIT45M	KIT45MHD	45 x 58.3 x 11	45 x 58.7 x 5.5	52 254510	52 254515

BMW				Dimensions (A x B x C)				
cc	Model	Year	SKF kit	SKF Kit HD	Oil Seal	Dirt-scraper	STD #	HD
450	G 450 X	09-10	KIT45M	KIT45MHD	45 x 58.3 x 11	45 x 58.7 x 5.5	52 254510	52 254515
650	G 650 Xchallenge	07-10	KIT45M	KIT45MHD	45 x 58.3 x 11	45 x 58.7 x 5.5	52 254510	52 254515
650	G 650 Xmoto	07	KIT45M	KIT45MHD	45 x 58.3 x 11	45 x 58.7 x 5.5	52 254510	52 254515



STANDARD + HEAVY DUTY FORK SEALS

Gas Gas				Dimensions (A x B x C) mm				
cc	Model	Year	SKF kit	SKF Kit HD	Oil Seal	Dirt-scraper	STD #	HD #
125	EC 125 2T	09-11	KIT45M	KIT45MHD	45 x 58.3 x 11	45 x 58.7 x 5.5	52 254510	52 254515
125	TXT Pro 125	10-11	KIT40M	-	40 x 52.6 x 9.8	40 x 52.7 x 4.8	52 254010	-
125	TXT Pro Racing 125	12	KIT40M	-	40 x 52.6 x 9.8	40 x 52.7 x 4.8	52 254010	-
200	EC 200 2T	09-11	KIT45M	KIT45MHD	45 x 58.3 x 11	45 x 58.7 x 5.5	52 254510	52 254515
200	TXT Pro 200	10-11	KIT40M	-	40 x 52.6 x 9.8	40 x 52.7 x 4.8	52 254010	-
250	EC 250 2T	09-11	KIT45M	KIT45MHD	45 x 58.3 x 11	45 x 58.7 x 5.5	52 254510	52 254515
250	EC 250 2T	12	KIT48Z	KIT48ZHD	48 x 58.2 x 9	48 x 58.7 x 4.9	52 254845	52 254850
250	EC 250 4T	10-11	KIT45M	KIT45MHD	45 x 58.3 x 11	45 x 58.7 x 5.5	52 254510	52 254515
250	EC 250 E 2T	12	KIT48Z	KIT48ZHD	48 x 58.2 x 9	48 x 58.7 x 4.9	52 254845	52 254850
250	EC 250 F 4T Racing	13	KIT48Z	KIT48ZHD	48 x 58.2 x 9	48 x 58.7 x 4.9	52 254845	52 254850
250	TXT Pro 250	10-11	KIT40M	-	40 x 52.6 x 9.8	40 x 52.7 x 4.8	52 254010	-
250	TXT Pro Raga Replica 250 2T	12	KIT40M	-	40 x 52.6 x 9.8	40 x 52.7 x 4.8	52 254010	-
280	TXT Pro 280	10-11	KIT40M	-	40 x 52.6 x 9.8	40 x 52.7 x 4.8	52 254010	-
280	TXT Pro Racing 280	12	KIT40M	-	40 x 52.6 x 9.8	40 x 52.7 x 4.8	52 254010	-
280	TXT Pro Raga Replica 280 2T	12	KIT40M	-	40 x 52.6 x 9.8	40 x 52.7 x 4.8	52 254010	-
300	EC 300 2T	09-11	KIT45M	KIT45MHD	45 x 58.3 x 11	45 x 58.7 x 5.5	52 254510	52 254515
300	EC 300 2T	12	KIT48Z	KIT48ZHD	48 x 58.2 x 9	48 x 58.7 x 4.9	52 254845	52 254850
300	EC 300 E 2T	12	KIT48Z	KIT48ZHD	48 x 58.2 x 9	48 x 58.7 x 4.9	52 254845	52 254850
300	EC 300 F 4T Racing	13	KIT48Z	KIT48ZHD	48 x 58.2 x 9	48 x 58.7 x 4.9	52 254845	52 254850
300	TXT Pro 300	10-11	KIT40M	-	40 x 52.6 x 9.8	40 x 52.7 x 4.8	52 254010	-
300	TXT Pro Racing 300	12	KIT40M	-	40 x 52.6 x 9.8	40 x 52.7 x 4.8	52 254010	-
300	TXT Pro Raga Replica 300 2T	12	KIT40M	-	40 x 52.6 x 9.8	40 x 52.7 x 4.8	52 254010	-

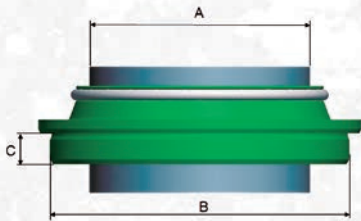
HM Moto				Dimensions (A x B x C) mm				
cc	Model	Year	SKF kit	SKF Kit HD	Oil Seal	Dirt-scraper	STD #	HD #
125	CRE 125 R	05-07	KIT47S	KIT47SHD	47 x 58.2 x 10	47 x 58.7 x 4.9	52 254725	52 254730
250	CRE F 250 R	05-09	KIT47S	KIT47SHD	47 x 58.2 x 10	47 x 58.7 x 4.9	52 254725	52 254730
250	CRE F 250 X	08-12	KIT47S	KIT47SHD	47 x 58.2 x 10	47 x 58.7 x 4.9	52 254725	52 254730
300	CRE F 300 X	08-12	KIT47S	KIT47SHD	47 x 58.2 x 10	47 x 58.7 x 4.9	52 254725	52 254730
450	CRE F 450 R	05-08	KIT47S	KIT47SHD	47 x 58.2 x 10	47 x 58.7 x 4.9	52 254725	52 254730
450	CRE F 450 R	09-12	KIT48K	KIT48KHD	48 x 58.3 x 8.5	48 x 58.7 x 4.9	52 254800	52 254805
450	CRE F 450 X	08-10	KIT47S	KIT47SHD	47 x 58.2 x 10	47 x 58.7 x 4.9	52 254725	52 254730
450	CRM F 450 R	09-10	KIT48K	KIT48KHD	48 x 58.3 x 8.5	48 x 58.7 x 4.9	52 254800	52 254805
450	CRM F 450 X	05-10	KIT47S	KIT47SHD	47 x 58.2 x 10	47 x 58.7 x 4.9	52 254725	52 254730
500	CRE F 500 X	08-10	KIT47S	KIT47SHD	47 x 58.2 x 10	47 x 58.7 x 4.9	52 254725	52 254730
500	CRM F 500 X	09-10	KIT47S	KIT47SHD	47 x 58.2 x 10	47 x 58.7 x 4.9	52 254725	52 254730



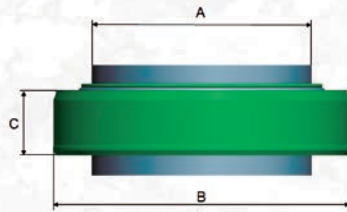
STANDARD + HEAVY DUTY FORK SEALS

Honda					Dimensions (A x B x C) mm			
cc	Model	Year	SKF kit	SKF Kit HD	Oil Seal	Dirt-scraper	STD	HD #
80	CR 80 R	96-02	KIT37S	-	37 x 50.4 x 11	37 x 54.5 x 5.6	52 253725	-
85	CR 85 R	03-07	KIT37S	-	37 x 50.4 x 11	37 x 54.5 x 5.6	52 253725	-
85	CR 85 RB	03-07	KIT37S	-	37 x 50.4 x 11	37 x 54.5 x 5.6	52 253725	-
125	CR 125 R	97-07	KIT46K	-	46 x 58.4 x 8.5	46 x 59 x 5.8	52 254600	-
150	CRF 150 R	07-09	KIT37S	-	37 x 50.4 x 11	37 x 54.5 x 5.6	52 253725	-
150	CRF 150 RB	07-13	KIT37S	-	37 x 50.4 x 11	37 x 54.5 x 5.6	52 253725	-
250	CR 250 R	96	KIT46K	-	46 x 58.4 x 8.5	46 x 59 x 5.8	52 254600	-
250	CR 250 R	97-07	KIT47S	KIT47SHD	47 x 58.2 x 10	47 x 58.7 x 4.9	52 254725	52 254730
250	CRF 250 R	05-09	KIT47S	KIT47SHD	47 x 58.2 x 10	47 x 58.7 x 4.9	52 254725	52 254730
250	CRF 250 R	10-13	KIT48S	KIT48SHD	48 x 58.3 x 8.5	48 x 58.7 x 4.9	52 254825	52 254830
250	CRF 250 X	05-08	KIT47S	KIT47SHD	47 x 58.2 x 10	47 x 58.7 x 4.9	52 254725	52 254730
450	CRF 450 R	02-08	KIT47S	KIT47SHD	47 x 58.2 x 10	47 x 58.7 x 4.9	52 254725	52 254730
450	CRF 450 R	09-13	KIT48K	KIT48KHD	48 x 58.3 x 8.5	48 x 58.7 x 4.9	52 254800	52 254805
450	CRF 450 X	05-12	KIT47S	KIT47SHD	47 x 58.2 x 10	47 x 58.7 x 4.9	52 254725	52 254730
500	CR 500 R	96-01	KIT46K	-	46 x 58.4 x 8.5	46 x 59 x 5.8	52 254600	-


Husaberg					Dimensions (A x B x C) mm			
cc	Model	Year	SKF kit	SKF Kit HD	Oil Seal	Dirt-scraper	STD	HD #
125	TE 125	12	KIT48W	KIT48WHD	48 x 58.2 x 9.5	48 x 58.7 x 4.9	52 254835	52 254840
250	TE 250	12	KIT48W	KIT48WHD	48 x 58.2 x 9.5	48 x 58.7 x 4.9	52 254835	52 254840
300	TE 300	12	KIT48W	KIT48WHD	48 x 58.2 x 9.5	48 x 58.7 x 4.9	52 254835	52 254840
390	FE 390	10-12	KIT48W	KIT48WHD	48 x 58.2 x 9.5	48 x 58.7 x 4.9	52 254835	52 254840
450	FE 450	09-12	KIT48W	KIT48WHD	48 x 58.2 x 9.5	48 x 58.7 x 4.9	52 254835	52 254840
570	FE 570	09-12	KIT48W	KIT48WHD	48 x 58.2 x 9.5	48 x 58.7 x 4.9	52 254835	52 254840
570	FS 570	10	KIT48W	KIT48WHD	48 x 58.2 x 9.5	48 x 58.7 x 4.9	52 254835	52 254840



Dirt Scraper



Oil Seal



STANDARD + HEAVY DUTY FORK SEALS

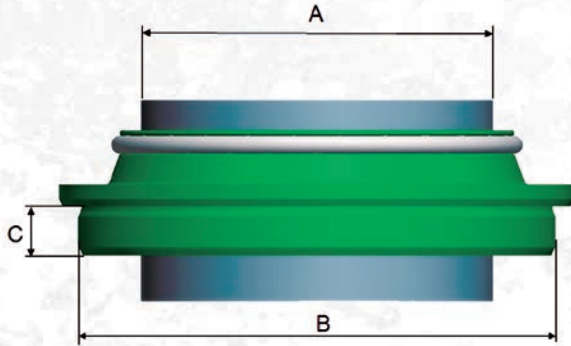
Husqvarna				Dimensions (A x B x C) mm				
cc	Model	Year	SKF kit	SKF Kit HD	Oil Seal	Dirt-scraper	STD #	HD #
125	CR 125	07-08	KIT45M	KIT45MHD	45 x 58.3 x 11	45 x 58.7 x 5.5	52 254510	52 254515
125	CR 125	09-13	KIT48K	KIT48KHD	48 x 58.3 x 8.5	48 x 58.7 x 4.9	52 254800	52 254805
125	SM 125 S	07-09	KIT45M	KIT45MHD	45 x 58.3 x 11	45 x 58.7 x 5.5	52 254510	52 254515
125	SM 125 S	10-12	KIT48K	KIT48KHD	48 x 58.3 x 8.5	48 x 58.7 x 4.9	52 254800	52 254805
125	WR 125	12-13	KIT48K	KIT48KHD	48 x 58.3 x 8.5	48 x 58.7 x 4.9	52 254800	52 254805
250	TC 250	07-09	KIT45M	KIT45MHD	45 x 58.3 x 11	45 x 58.7 x 5.5	52 254510	52 254515
250	TC 250	10-13	KIT48K	KIT48KHD	48 x 58.3 x 8.5	48 x 58.7 x 4.9	52 254800	52 254805
250	TE 250	07-09	KIT45M	KIT45MHD	45 x 58.3 x 11	45 x 58.7 x 5.5	52 254510	52 254515
250	TE 250	10-13	KIT48K	KIT48KHD	48 x 58.3 x 8.5	48 x 58.7 x 4.9	52 254800	52 254805
250	TXC 250	12-13	KIT48K	KIT48KHD	48 x 58.3 x 8.5	48 x 58.7 x 4.9	52 254800	52 254805
250	WR 250	12-13	KIT48K	KIT48KHD	48 x 58.3 x 8.5	48 x 58.7 x 4.9	52 254800	52 254805
300	WR 300	12-13	KIT48K	KIT48KHD	48 x 58.3 x 8.5	48 x 58.7 x 4.9	52 254800	52 254805
310	TE 310	12	KIT48K	KIT48KHD	48 x 58.3 x 8.5	48 x 58.7 x 4.9	52 254800	52 254805
310	TE 310 R	11	KIT48K	KIT48KHD	48 x 58.3 x 8.5	48 x 58.7 x 4.9	52 254800	52 254805
310	TXC 310	12	KIT48K	KIT48KHD	48 x 58.3 x 8.5	48 x 58.7 x 4.9	52 254800	52 254805
449	TC 449	11-12	KIT48K	KIT48KHD	48 x 58.3 x 8.5	48 x 58.7 x 4.9	52 254800	52 254805
449	TE 449	12-13	KIT48K	KIT48KHD	48 x 58.3 x 8.5	48 x 58.7 x 4.9	52 254800	52 254805
449	TE 449 R	11	KIT48K	KIT48KHD	48 x 58.3 x 8.5	48 x 58.7 x 4.9	52 254800	52 254805
450	TC 450	07-10	KIT48K	KIT48KHD	48 x 58.3 x 8.5	48 x 58.7 x 4.9	52 254800	52 254805
450	TE 450	07-09	KIT48K	KIT48KHD	48 x 58.3 x 8.5	48 x 58.7 x 4.9	52 254800	52 254805
450	TE 450	10	KIT48K	KIT48KHD	48 x 58.3 x 8.5	48 x 58.7 x 4.9	52 254800	52 254805
511	TE 511 R	11-13	KIT48K	KIT48KHD	48 x 58.3 x 8.5	48 x 58.7 x 4.9	52 254800	52 254805
511	TXC 511	12-13	KIT48K	KIT48KHD	48 x 58.3 x 8.5	48 x 58.7 x 4.9	52 254800	52 254805

Kawasaki				Dimensions (A x B x C) mm				
cc	Model	Year	SKF kit	SKF Kit HD	Oil Seal	Dirt-scraper	STD #	HD #
80	KX 80	98-00	KIT36K	-	36 x 48.4 x 8	36 x 48.8 x 5.7	52 253600	-
85	KX 85	01-05	KIT36K	-	36 x 48.4 x 8	36 x 48.8 x 5.7	52 253600	-
85	KX 85 I	06-12	KIT36K	-	36 x 48.4 x 8	36 x 48.8 x 5.7	52 253600	-
85	KX 85 II	06-12	KIT36K	-	36 x 48.4 x 8	36 x 48.8 x 5.7	52 253600	-
125	KX 125	96-01	KIT46K	-	46 x 58.4 x 8.5	46 x 59 x 5.8	52 254600	-
125	KX 125	02-07	KIT48K	KIT48KHD	48 x 58.3 x 8.5	48 x 58.7 x 4.9	52 254800	52 254805
250	KX 250	96-01	KIT46K	-	46 x 58.4 x 8.5	46 x 59 x 5.8	52 254600	-
250	KX 250	02-08	KIT48K	KIT48KHD	48 x 58.3 x 8.5	48 x 58.7 x 4.9	52 254800	52 254805
250	KX 250 F	04-05	KIT48K	KIT48KHD	48 x 58.3 x 8.5	48 x 58.7 x 4.9	52 254800	52 254805
250	KX 250 F	06-12	KIT47S	KIT47SHD	47 x 58.2 x 10	47 x 58.7 x 4.9	52 254725	52 254730
450	KLX 450 R	08-12	KIT48K	KIT48KHD	48 x 58.3 x 8.5	48 x 58.7 x 4.9	52 254800	52 254805
450	KX 450 F	06-12	KIT48K	KIT48KHD	48 x 58.3 x 8.5	48 x 58.7 x 4.9	52 254800	52 254805
500	KX 500	97-03	KIT46K	-	46 x 58.4 x 8.5	46 x 59 x 5.8	52 254600	-

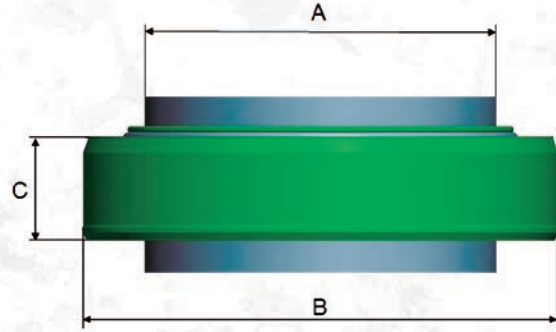


KTM		Dimensions (A x B x C) mm						
cc	Model	Year	SKF kit	SKF Kit HD	Oil Seal	Dirt-scraper	STD #	HD #
50	50 SX	12	KIT35W	-	35 x 46 x 11	35 x 46,8 x 4,7	52 253535	-
65	65 SX	01-11	KIT35M	-	35 x 47.3 x 10	35 x 47.6 x 4.9	52 253510	-
65	65 SX	12	KIT35W	-	35 x 46 x 11	35 x 46,8 x 4,7	52 253535	-
85	85 SX 17/14	04-12	KIT43W	-	43 x 53.2 x 9.5	43 x 53.7 x 5.8	52 254335	-
85	85 SX 19/16	12	KIT43W	-	43 x 53.2 x 9.5	43 x 53.7 x 5.8	52 254335	-
125	125 EXC	02-12	KIT48W	KIT48WHD	48 x 58.2 x 9.5	48 x 58.7 x 4.9	52 254835	52 254840
125	125 EXC Sixdays	10-12	KIT48W	KIT48WHD	48 x 58.2 x 9.5	48 x 58.7 x 4.9	52 254835	52 254840
125	125 SX	02-06	KIT48W	KIT48WHD	48 x 58.2 x 9.5	48 x 58.7 x 4.9	52 254835	52 254840
144	144 SX	07-08	KIT48W	KIT48WHD	48 x 58.2 x 9.5	48 x 58.7 x 4.9	52 254835	52 254840
150	150 SX	09-11	KIT48W	KIT48WHD	48 x 58.2 x 9.5	48 x 58.7 x 4.9	52 254835	52 254840
200	200 EXC	02-12	KIT48W	KIT48WHD	48 x 58.2 x 9.5	48 x 58.7 x 4.9	52 254835	52 254840
200	200 SX	03-04	KIT48W	KIT48WHD	48 x 58.2 x 9.5	48 x 58.7 x 4.9	52 254835	52 254840
250	250 EXC	02-05	KIT48W	KIT48WHD	48 x 58.2 x 9.5	48 x 58.7 x 4.9	52 254835	52 254840
250	250 EXC	10-12	KIT48W	KIT48WHD	48 x 58.2 x 9.5	48 x 58.7 x 4.9	52 254835	52 254840
250	250 EXC Racing	02-05	KIT48W	KIT48WHD	48 x 58.2 x 9.5	48 x 58.7 x 4.9	52 254835	52 254840
250	250 EXC Sixdays	10-12	KIT48W	KIT48WHD	48 x 58.2 x 9.5	48 x 58.7 x 4.9	52 254835	52 254840
250	250 EXC-F	10-12	KIT48W	KIT48WHD	48 x 58.2 x 9.5	48 x 58.7 x 4.9	52 254835	52 254840
250	250 EXC-F Sixdays	11-12	KIT48W	KIT48WHD	48 x 58.2 x 9.5	48 x 58.7 x 4.9	52 254835	52 254840
250	250 SX	02-12	KIT48W	KIT48WHD	48 x 58.2 x 9.5	48 x 58.7 x 4.9	52 254835	52 254840
250	250 SX-F	05-12	KIT48W	KIT48WHD	48 x 58.2 x 9.5	48 x 58.7 x 4.9	52 254835	52 254840
250	250 SX-F Roczen Replica	12	KIT48W	KIT48WHD	48 x 58.2 x 9.5	48 x 58.7 x 4.9	52 254835	52 254840
300	300 EXC	02-06	KIT48W	KIT48WHD	48 x 58.2 x 9.5	48 x 58.7 x 4.9	52 254835	52 254840
300	300 EXC	10-12	KIT48W	KIT48WHD	48 x 58.2 x 9.5	48 x 58.7 x 4.9	52 254835	52 254840
300	300 EXC Sixdays	09-12	KIT48W	KIT48WHD	48 x 58.2 x 9.5	48 x 58.7 x 4.9	52 254835	52 254840
350	350 EXC-F	12	KIT48W	KIT48WHD	48 x 58.2 x 9.5	48 x 58.7 x 4.9	52 254835	52 254840
350	350 EXC-F Sixdays	12	KIT48W	KIT48WHD	48 x 58.2 x 9.5	48 x 58.7 x 4.9	52 254835	52 254840
400	400 EXC Racing	02	KIT48W	KIT48WHD	48 x 58.2 x 9.5	48 x 58.7 x 4.9	52 254835	52 254840
400	400 SX Racing	02	KIT48W	KIT48WHD	48 x 58.2 x 9.5	48 x 58.7 x 4.9	52 254835	52 254840
450	450 EXC	10-12	KIT48W	KIT48WHD	48 x 58.2 x 9.5	48 x 58.7 x 4.9	52 254835	52 254840
450	450 EXC Racing	03-07	KIT48W	KIT48WHD	48 x 58.2 x 9.5	48 x 58.7 x 4.9	52 254835	52 254840
450	450 EXC Racing	09	KIT48W	KIT48WHD	48 x 58.2 x 9.5	48 x 58.7 x 4.9	52 254835	52 254840
450	450 EXC Sixdays	10-12	KIT48W	KIT48WHD	48 x 58.2 x 9.5	48 x 58.7 x 4.9	52 254835	52 254840
450	450 EXC-R	08	KIT48W	KIT48WHD	48 x 58.2 x 9.5	48 x 58.7 x 4.9	52 254835	52 254840
450	450 SMR	07-09	KIT48W	KIT48WHD	48 x 58.2 x 9.5	48 x 58.7 x 4.9	52 254835	52 254840
450	450 SMR	12	KIT48W	KIT48WHD	48 x 58.2 x 9.5	48 x 58.7 x 4.9	52 254835	52 254840
450	450 SX Racing	03-07	KIT48W	KIT48WHD	48 x 58.2 x 9.5	48 x 58.7 x 4.9	52 254835	52 254840
450	450 SX-F	07-12	KIT48W	KIT48WHD	48 x 58.2 x 9.5	48 x 58.7 x 4.9	52 254835	52 254840
505	505 SX-F	07-09	KIT48W	KIT48WHD	48 x 58.2 x 9.5	48 x 58.7 x 4.9	52 254835	52 254840
520	520 EXC Racing	02	KIT48W	KIT48WHD	48 x 58.2 x 9.5	48 x 58.7 x 4.9	52 254835	52 254840
520	520 SX Racing	02	KIT48W	KIT48WHD	48 x 58.2 x 9.5	48 x 58.7 x 4.9	52 254835	52 254840
525	525 EXC Racing	03-07	KIT48W	KIT48WHD	48 x 58.2 x 9.5	48 x 58.7 x 4.9	52 254835	52 254840
525	525 MXC Desert Racing	04-05	KIT48W	KIT48WHD	48 x 58.2 x 9.5	48 x 58.7 x 4.9	52 254835	52 254840
525	525 SX Racing	03-06	KIT48W	KIT48WHD	48 x 58.2 x 9.5	48 x 58.7 x 4.9	52 254835	52 254840
530	530 EXC	09-11	KIT48W	KIT48WHD	48 x 58.2 x 9.5	48 x 58.7 x 4.9	52 254835	52 254840
530	530 EXC Sixdays	09-11	KIT48W	KIT48WHD	48 x 58.2 x 9.5	48 x 58.7 x 4.9	52 254835	52 254840
530	530 EXC-R	08	KIT48W	KIT48WHD	48 x 58.2 x 9.5	48 x 58.7 x 4.9	52 254835	52 254840

STANDARD + HEAVY DUTY FORK SEALS



Dirt Scraper



Oil Seal

Suzuki					Dimensions (A x B x C) mm			
cc	Model	Year	SKF kit	SKF Kit HD	Oil Seal	Dirt-scraper	STD #	HD #
85	RM 85	02-10	KIT37S	-	37 x 50.4 x 11	37 x 54.5 x 5.6	52 253725	-
85	RM 85 L	05-10	KIT37S	-	37 x 50.4 x 11	37 x 54.5 x 5.6	52 253725	-
125	RM 125	01-10	KIT47S	KIT47SHD	47 x 58.2 x 10	47 x 58.7 x 4.9	52 254725	52 254730
250	RM 250	01-03	KIT46K	-	46 x 58.4 x 8.5	46 x 59 x 5.8	52 254600	-
250	RM 250	04-10	KIT47S	KIT47SHD	47 x 58.2 x 10	47 x 58.7 x 4.9	52 254725	52 254730
250	RMZ 250	04-06	KIT48K	KIT48KHD	48 x 58.3 x 8.5	48 x 58.7 x 4.9	52 254800	52 254805
250	RMZ 250	07-12	KIT47S	KIT47SHD	47 x 58.2 x 10	47 x 58.7 x 4.9	52 254725	52 254730
450	RMZ 450	05-12	KIT47S	KIT47SHD	47 x 58.2 x 10	47 x 58.7 x 4.9	52 254725	52 254730
TM Racing					Dimensions (A x B x C) mm			
cc	Model	Year	SKF kit	SKF Kit HD	Oil Seal	Dirt-scraper	STD #	HD #
85	MX 85	07-11	KIT50M	KIT50MHD	50 x 63.3 x 11	50 x 63.7 x 4.7	52 255010	52 255015
125	EN 125	07-12	KIT50M	KIT50MHD	50 x 63.3 x 11	50 x 63.7 x 4.7	52 255010	52 255015
125	MX 125	07-12	KIT50M	KIT50MHD	50 x 63.3 x 11	50 x 63.7 x 4.7	52 255010	52 255015
144	EN 144	08-12	KIT50M	KIT50MHD	50 x 63.3 x 11	50 x 63.7 x 4.7	52 255010	52 255015
144	MX 144	08-12	KIT50M	KIT50MHD	50 x 63.3 x 11	50 x 63.7 x 4.7	52 255010	52 255015
250	EN 250	08-12	KIT50M	KIT50MHD	50 x 63.3 x 11	50 x 63.7 x 4.7	52 255010	52 255015
250	EN 250 F	08-09	KIT50M	KIT50MHD	50 x 63.3 x 11	50 x 63.7 x 4.7	52 255010	52 255015
250	EN 250 FI	10-12	KIT50M	KIT50MHD	50 x 63.3 x 11	50 x 63.7 x 4.7	52 255010	52 255015
250	MX 250	08-12	KIT50M	KIT50MHD	50 x 63.3 x 11	50 x 63.7 x 4.7	52 255010	52 255015
250	MX 250 F	08-09	KIT50M	KIT50MHD	50 x 63.3 x 11	50 x 63.7 x 4.7	52 255010	52 255015
250	MX 250 FI	10-12	KIT50M	KIT50MHD	50 x 63.3 x 11	50 x 63.7 x 4.7	52 255010	52 255015
300	EN 300	00	KIT50M	KIT50MHD	50 x 63.3 x 11	50 x 63.7 x 4.7	52 255010	52 255015
300	EN 300	07-12	KIT50M	KIT50MHD	50 x 63.3 x 11	50 x 63.7 x 4.7	52 255010	52 255015
300	MX 300	08-11	KIT50M	KIT50MHD	50 x 63.3 x 11	50 x 63.7 x 4.7	52 255010	52 255015
450	EN 450 FI	11-12	KIT50M	KIT50MHD	50 x 63.3 x 11	50 x 63.7 x 4.7	52 255010	52 255015
450	MX 450 FI	11-12	KIT50M	KIT50MHD	50 x 63.3 x 11	50 x 63.7 x 4.7	52 255010	52 255015
530	EN 530 F	08-11	KIT50M	KIT50MHD	50 x 63.3 x 11	50 x 63.7 x 4.7	52 255010	52 255015
530	MX 530 F	08-11	KIT50M	KIT50MHD	50 x 63.3 x 11	50 x 63.7 x 4.7	52 255010	52 255015



STANDARD + HEAVY DUTY FORK SEALS

Yamaha				Dimensions (A x B x C) mm				
cc	Model	Year	SKF kit	SKF Kit HD	Oil Seal	Dirt-scraper	STD #	HD #
80	YZ 80 LC	93-00	KIT36K	-	36 x 48.4 x 8	36 x 48.8 x 5.7	52 253600	-
80	YZ 80 LW	94-01	KIT36K	-	36 x 48.4 x 8	36 x 48.8 x 5.7	52 253600	-
85	YZ 85	02-12	KIT36K	-	36 x 48.4 x 8	36 x 48.8 x 5.7	52 253600	-
85	YZ 85 LW	02-12	KIT36K	-	36 x 48.4 x 8	36 x 48.8 x 5.7	52 253600	-
125	YZ 125	97-03	KIT46K	-	46 x 58.4 x 8.5	46 x 59 x 5.8	52 254600	-
125	YZ 125	04-11	KIT48K	KIT48KHD	48 x 58.3 x 8.5	48 x 58.7 x 4.9	52 254800	52 254805
125	YZ 125 LC	96	KIT46K	-	46 x 58.4 x 8.5	46 x 59 x 5.8	52 254600	-
250	WR 250 F	01-04	KIT46K	-	46 x 58.4 x 8.5	46 x 59 x 5.8	52 254600	-
250	WR 250 F	05-12	KIT48K	KIT48KHD	48 x 58.3 x 8.5	48 x 58.7 x 4.9	52 254800	52 254805
250	WR 250 R	08	KIT46K	-	46 x 58.4 x 8.5	46 x 59 x 5.8	52 254600	-
250	WR 250 X	08	KIT46K	-	46 x 58.4 x 8.5	46 x 59 x 5.8	52 254600	-
250	YZ 250	98-03	KIT46K	-	46 x 58.4 x 8.5	46 x 59 x 5.8	52 254600	-
250	YZ 250	04-12	KIT48K	KIT48KHD	48 x 58.3 x 8.5	48 x 58.7 x 4.9	52 254800	52 254805
250	YZ 250 F	01-03	KIT46K	-	46 x 58.4 x 8.5	46 x 59 x 5.8	52 254600	-
250	YZ 250 F	04-12	KIT48K	KIT48KHD	48 x 58.3 x 8.5	48 x 58.7 x 4.9	52 254800	52 254805
250	YZ 250 LC	96-97	KIT46K	-	46 x 58.4 x 8.5	46 x 59 x 5.8	52 254600	-
400	WR 400 F	98-00	KIT46K	-	46 x 58.4 x 8.5	46 x 59 x 5.8	52 254600	-
400	YZ 400 F	98-99	KIT46K	-	46 x 58.4 x 8.5	46 x 59 x 5.8	52 254600	-
426	WR 426 F	01-02	KIT46K	-	46 x 58.4 x 8.5	46 x 59 x 5.8	52 254600	-
426	YZ 426	00	KIT46K	-	46 x 58.4 x 8.5	46 x 59 x 5.8	52 254600	-
426	YZ 426 F	01-02	KIT46K	-	46 x 58.4 x 8.5	46 x 59 x 5.8	52 254600	-
450	WR 450 F	03-04	KIT46K	-	46 x 58.4 x 8.5	46 x 59 x 5.8	52 254600	-
450	WR 450 F	05-12	KIT48K	KIT48KHD	48 x 58.3 x 8.5	48 x 58.7 x 4.9	52 254800	52 254805
450	WR 450 F SE	12	KIT48K	KIT48KHD	48 x 58.3 x 8.5	48 x 58.7 x 4.9	52 254800	52 254805
450	YZ 450 F	03	KIT46K	-	46 x 58.4 x 8.5	46 x 59 x 5.8	52 254600	-
450	YZ 450 F	04-12	KIT48K	KIT48KHD	48 x 58.3 x 8.5	48 x 58.7 x 4.9	52 254800	52 254805